

v. 1.33

FINENESS PRO

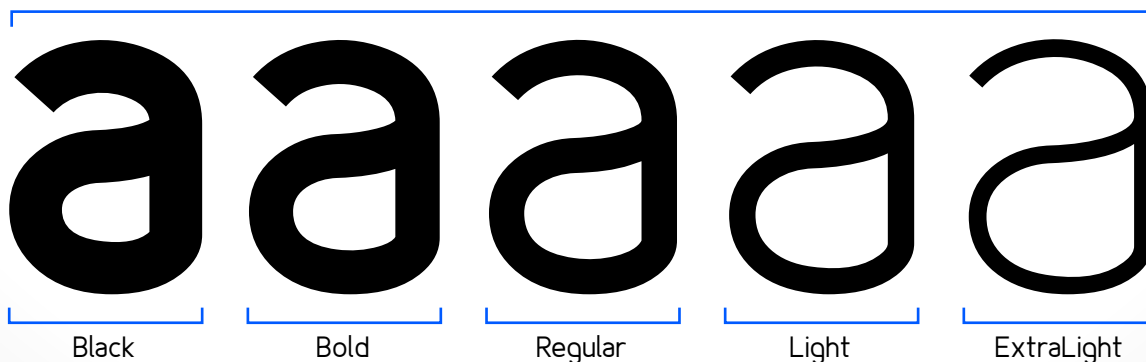
Black – Bold – Regular – Light – ExtraLight
(Regular – *Italic* – Condensed)

Font Family Info & Features

- ✓ 15 Fonts
- ✓ 409 Glyphs
- ✓ Symbols
- ✓ Standard Ligatures
- ✓ Fractions

- Superscripts* ✓
- Subscripts* ✓
- Numerators* ✓
- Denominators* ✓

Weights



OpenType Features

Artistic

Fineness Pro Black Condensed

affirmation

Fineness Pro ExtraLight Italic with Ligature

$3x^2+2x-8^3$

Fineness Pro ExtraLight with Superscript

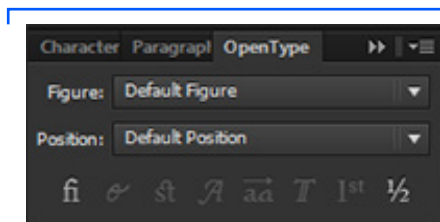
VERSCHLIEßBARE

Fineness Pro Regular

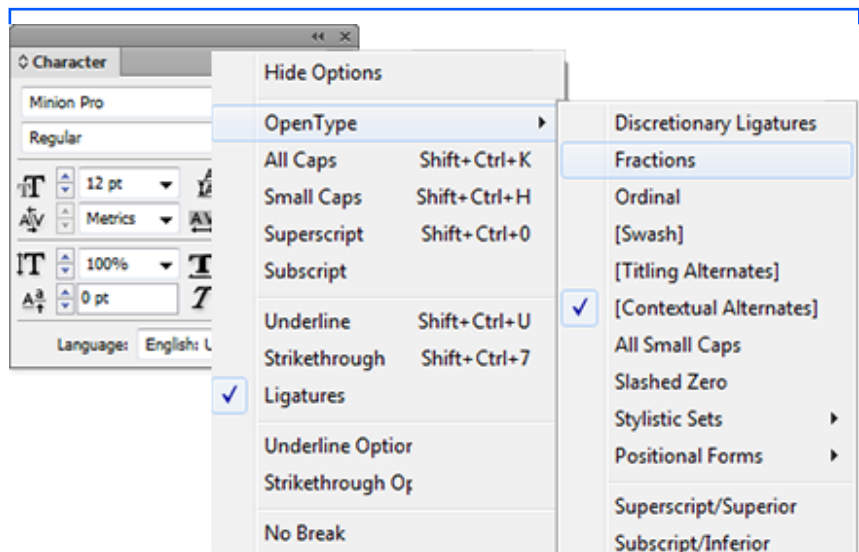
OpenType Features

You can access the OpenType features included in this font through the OpenType panel in Illustrator and InDesign. In InDesign you can access in Character Panel for this features.

Adobe Illustrator



Adobe InDesign



❖ Opening Glyphs Panel

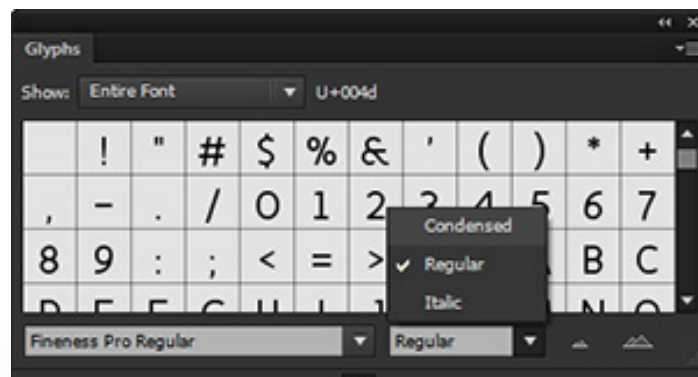
You can see all characters of this font; Fineness Pro can be accessed with the Glyphs Panel in Adobe Illustrator & Indesign.

Windows:

Window → Type → Glyphs


Mac:

Type → Glyphs



Kerning in Microsoft Word

You can use Kerning in Microsoft Word & for enabling this feature just follow the following steps:

- 1- Open Microsoft word & write some text.
- 2- Select the size you want.
- 3- Open the "Font Dialog" clicking the button  in the section "Font".
- 4- Go to "Advanced" tab.
- 5- Enable the "Kerning for fonts" checkbox.
- 6- The points number must be the same of the size font.

Sans Serif Font Family

FINENESS PRO

THANK YOU SO MUCH!

Fineness Pro

Type Designer: Asley Cruz

asleycruz@gmail.com

www.asleycruz.com/finenesspro/